


Ausgewählte elektronische Bauelemente

Widerstand

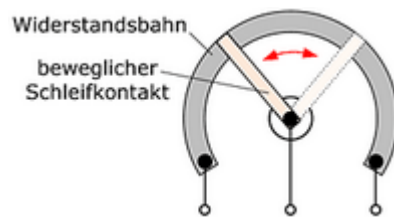
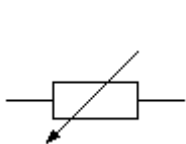


Den Wert des Widerstandes in Ω (Ohm) kann man an der Kombination der Farbringe ablesen.

Farbcode-Tabelle für Kohleschichtwiderstände:

Ringfarbe		1. Ring	2. Ring	3. Ring	4. Ring
	schwarz	0	0	-	-
	braun	1	1	0	1%
	rot	2	2	00	2%
	orange	3	3	000	-
	gelb	4	4	0000	-
	grün	5	5	00000	0,5%
	blau	6	6	000000	0,25%
	violett	7	7	0000000	0,1%
	grau	8	8	-	-
	weiß	9	9	-	-
	gold	-	-	x 0,1	5%
	silber	-	-	x 0,01	10%

Potentiometer



Kondensator

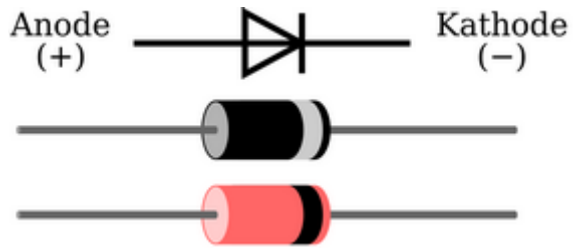
Schichtkondensator (ungepolt)




Elektrolytkondensator (gepolt)



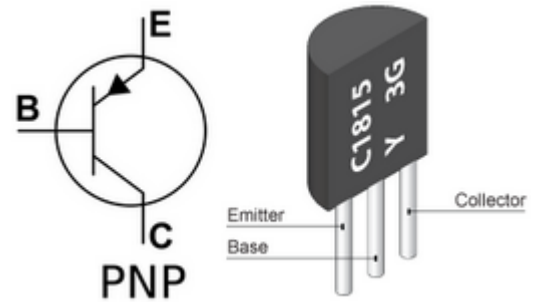

Diode




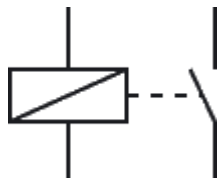
Leuchtdiode (LED engl. light-emitting diode, dt. Licht-emittierende Diode, auch Lumineszenz-Diode)



Transistor



Relais



Weitere (elektronische) Bauelemente

Fotowiderstand Fotodiode Fototransistor Thyristor Transformator Schalter Glühlampe Motor

